






SAN DIEGO UNIFIED SCHOOL DISTRICT
ACTIVE ENROLLMENT
'September 30, 2011

ELEMENTARY		58,890
MIDDLE/JUNIOR		20,865
SENIOR		32,507
OTHER (ALBA)		38
INDEPENDENT STUDY (MT. EVEREST, iHigh, MET, ORACLE, TWAIN)		509
CONTINUATION (GARFIELD, TWAIN)		534
OPPORTUNITY (TWAIN)		1
SUBTOTAL		113,344
SPECIAL EDUCATION CENTERS (RILEY, TRACE, TRACE/SRS, LCI, WHITTIER)		1053
HOME AND HOSPITAL		61
SUBTOTAL		1114
TOTAL K-12 DISTRICT SCHOOLS ONLY		114,458
TOTAL K-12 CHARTER SCHOOLS ONLY		16,249
TOTAL K-12 ENROLLMENT		130,707
NON-PUBLIC		333
INFANTS AND PREFORMAL		671
STATE PRESCHOOL		2675
GRAND TOTAL		134,386

NUMBER OF ACTIVE SCHOOLS

<table style="width: 100%; border-collapse: collapse;"> <tr> <td style="width: 80%;">ELEMENTARY</td> <td style="width: 10%;"></td> <td style="width: 10%;"></td> </tr> <tr> <td>TRADITIONAL</td> <td style="text-align: right;">68</td> <td></td> </tr> <tr> <td>SINGLE TRACK</td> <td style="text-align: right;">49</td> <td></td> </tr> <tr> <td></td> <td style="text-align: right; border-top: 1px solid black;">117</td> <td></td> </tr> <tr> <td colspan="3"> </td> </tr> <tr> <td>SECONDARY</td> <td></td> <td></td> </tr> <tr> <td>MIDDLE/JUNIOR (TRADITIONAL)</td> <td style="text-align: right;">20</td> <td></td> </tr> <tr> <td>MIDDLE/JUNIOR (SINGLE)</td> <td style="text-align: right;">5</td> <td></td> </tr> <tr> <td>SENIOR HIGH (TRADITIONAL)</td> <td style="text-align: right;">28</td> <td></td> </tr> <tr> <td></td> <td style="text-align: right; border-top: 1px solid black;">53</td> <td></td> </tr> </table>	ELEMENTARY			TRADITIONAL	68		SINGLE TRACK	49			117					SECONDARY			MIDDLE/JUNIOR (TRADITIONAL)	20		MIDDLE/JUNIOR (SINGLE)	5		SENIOR HIGH (TRADITIONAL)	28			53		<table style="width: 100%; border-collapse: collapse;"> <tr> <td style="width: 80%;">MULTI-LEVEL</td> <td style="width: 10%;"></td> <td style="width: 10%;"></td> </tr> <tr> <td>K-12 (MUIR ALTERNATIVE)</td> <td></td> <td style="text-align: right;">1</td> </tr> <tr> <td>4-12 (SDSCPA)</td> <td></td> <td style="text-align: right;">1</td> </tr> <tr> <td colspan="3"> </td> </tr> <tr> <td>SP.ED.CENTERS</td> <td></td> <td style="text-align: right;">4</td> </tr> <tr> <td>COMMUNITY DAY SCHOOL</td> <td></td> <td style="text-align: right;">1</td> </tr> <tr> <td>LONG TERM INDEPENDENT STUDY</td> <td></td> <td style="text-align: right;">4</td> </tr> <tr> <td>CONTINUATION</td> <td></td> <td style="text-align: right;">2</td> </tr> <tr> <td colspan="3"> </td> </tr> <tr> <td>HOME AND HOSPITAL</td> <td></td> <td style="text-align: right;">1</td> </tr> <tr> <td>NONPUBLIC</td> <td></td> <td style="text-align: right;">1</td> </tr> <tr> <td></td> <td></td> <td style="text-align: right; border-top: 1px solid black;">15</td> </tr> <tr> <td colspan="3"> </td> </tr> <tr> <td>DISTRICT TOTAL</td> <td></td> <td style="text-align: right;">185</td> </tr> <tr> <td>STATE PRESCHOOL</td> <td></td> <td style="text-align: right;">46</td> </tr> <tr> <td>CHARTER SCHOOLS</td> <td></td> <td style="text-align: right;">42</td> </tr> </table>	MULTI-LEVEL			K-12 (MUIR ALTERNATIVE)		1	4-12 (SDSCPA)		1				SP.ED.CENTERS		4	COMMUNITY DAY SCHOOL		1	LONG TERM INDEPENDENT STUDY		4	CONTINUATION		2				HOME AND HOSPITAL		1	NONPUBLIC		1			15				DISTRICT TOTAL		185	STATE PRESCHOOL		46	CHARTER SCHOOLS		42
ELEMENTARY																																																																															
TRADITIONAL	68																																																																														
SINGLE TRACK	49																																																																														
	117																																																																														
SECONDARY																																																																															
MIDDLE/JUNIOR (TRADITIONAL)	20																																																																														
MIDDLE/JUNIOR (SINGLE)	5																																																																														
SENIOR HIGH (TRADITIONAL)	28																																																																														
	53																																																																														
MULTI-LEVEL																																																																															
K-12 (MUIR ALTERNATIVE)		1																																																																													
4-12 (SDSCPA)		1																																																																													
SP.ED.CENTERS		4																																																																													
COMMUNITY DAY SCHOOL		1																																																																													
LONG TERM INDEPENDENT STUDY		4																																																																													
CONTINUATION		2																																																																													
HOME AND HOSPITAL		1																																																																													
NONPUBLIC		1																																																																													
		15																																																																													
DISTRICT TOTAL		185																																																																													
STATE PRESCHOOL		46																																																																													
CHARTER SCHOOLS		42																																																																													

 D. LaGace	
 T. Allen	
 R. MacPhail	
 C. Cavanagh	
 D. Sireff	

Active Enrollment Report

District	Run	Elementary	K	1	2	3	4	5	6	7	8	9	10	11	12	K-8	9-12	Ind	Cont	Opp	Sub	State			Total	
			SpEd	SpEd	Stdy	K-8	Total	Infant	PreF	PreS																
District Run Elementary			As Of: 09/30/2011																							
0003A	Adams		57	59	56	65	43	51								4						335	1	12	43	391
0004A	Alcott		23	26	41	30	36	32														188	218			406
0007A	Angier		92	98	90	61	64	64								4						473				473
0009A	Audubon		72	86	68	72	63	73	40	38	53					7						572			48	620
0011A	Baker		86	85	76	58	67	62								8						442			46	488
0013A	Balboa		81	96	86	88	84	74	77							1						587		22	131	740
0017A	Barnard		44	47	37	37	48	31	23													267				267
0021A	Bay Park		76	70	58	88	54	79								20						445				445
0023A	Bayview		37	41	28	40	39	24								5						214		13		227
0293A	Bench/Wein		83	83	92	96	74	87														515				515
0123A	Bethune		71	65	81	68	76	85	111	106	86					8						757				757
0029A	Bird Rock		82	102	95	90	69	92								4						534				534
0031A	Birney		94	95	92	80	70	59								7						497			45	542
0033A	Boone		109	82	99	113	83	92								2						580				580
0039A	Burbank		75	70	60	67	70	49								8						399			46	445
0041A	Cabrillo		49	37	36	45	35															202				202
0043A	Cadman		25	17	23	25	22	26								5						143				143
0055A	Carson		89	96	96	70	88	84								7						530			23	553
0057A	Carver		30	50	32	39	22	38	30							11						252		20	26	298
0059A	Central		156	142	134	114	127	109								1						783		9	108	900
0060A	Chavez		89	112	125	94	99	97	52							10						678			44	722
0062A	Cherokee		89	91	86	88	68	85								13						520		12	48	580
0061A	Chesterton		88	102	100	71	79	78								2						520				520
0063A	Choll/Meade		113	117	117	119	110	115	78							15						784			48	832
0065A	Clay		51	37	53	39	55	43								20						298		12		310
0073A	CrownPoint		49	56	48	36	44	33														266			24	290
0075A	Cubberley		28	36	27	27	26	41								6						191				191
0077A	Curie		112	102	86	93	101	95								5						594				594
0078A	Dailard		92	95	97	96	113	89								2						584	1			585

	K	1	2	3	4	5	6	7	8	9	10	11	12	K-8 SpEd	9-12 SpEd	Ind Stdy	Cont	Opp K-8	Sub Total	Infant	PreF	State PreS	Total
--	---	---	---	---	---	---	---	---	---	---	----	----	----	-------------	--------------	-------------	------	------------	--------------	--------	------	---------------	-------

District Run Elementary

As Of: 09/30/2011

0085A Dewey	96	96	76	70	76									6					420		8	78	506
0086A Dingeman	137	145	114	157	134	147								1					835		14		849
0087A Doyle	160	157	149	123	106	94								1					790				790
0089A Edison	111	107	102	91	82	80								20					593			93	686
0091A Emer/Band	111	93	81	90	98	90	75							15					653		1	125	779
0093A Encanto	93	102	83	107	100	90								18					593	2	18	66	679
0217A Ericson	146	136	132	111	121	125								7					778		29		807
0095A Euclid	125	113	102	115	84	97								10					646			96	742
0153A Fay	125	129	113	116	106	105								12					706			94	800
0103A Field	52	40	39	43	32	30	48							16					300		9	21	330
0105A Fletcher	50	32	46	48	39	42								22					279				279
0107A Florence	53	53	58	42	40	40								30					316				316
0111A Foster	63	81	69	57	72	68								1					411				411
0113A Franklin	37	44	48	45	50	40								3					267				267
0115A Freese	81	71	63	80	74	77								2					448			40	488
0119A Fulton	51	50	46	42	49	44	26	36	34					19					397			30	427
0121A Gage	73	54	71	50	64	65								7					384				384
0124A Garfield E	73	57	55	63	54	59								11					372			15	387
0128A GoldenHill	50	55	46	59	51	61	54	59	52					12					499			44	543
0127A Grant	71	67	79	74	73	57	53	47	74					4					599				599
0131A Green	75	98	94	88	80	62													497				497
0134A Hage	112	122	111	120	111	96								12					684				684
0135A Hamilton	95	93	91	97	91	94								5					566			48	614
0136A Hancock	145	148	113	131	101	97								4					739				739
0139A Hardy	69	70	65	69	52	65													390				390
0141A Hawthorne	40	49	42	56	56	55	33							2					333		14	21	368
0143A Hearst	82	74	87	111	88	78													520				520
0201A Hickman	119	104	114	113	111	91								1					653				653
0147A Holmes	95	88	85	97	47	85	19							9					525				525
0149A Horton	76	85	86	61	69	73	63							23					536			69	605
0150A Ibarra	104	93	73	77	80	97								9					533			46	579

	K	1	2	3	4	5	6	7	8	9	10	11	12	K-8 SpEd	9-12 SpEd	Ind Stdy	Cont	Opp K-8	Sub Total	Infant	PreF	PreS	State Total
--	---	---	---	---	---	---	---	---	---	---	----	----	----	-------------	--------------	-------------	------	------------	--------------	--------	------	------	----------------

District Run Elementary

As Of: 09/30/2011

0155A Jefferson	48	65	61	49	51	52								6					332			75	407
0156A Jerabek	95	98	104	137	97	115								1					647				647
0157A Johnson	80	89	92	89	77	64								6					497			46	543
0159A Jones	63	68	48	56	53	52								11					351		22		373
0130A Joyner Elem	98	120	117	109	113	90								2					649			48	697
0161A Juarez	31	36	47	39	44	33								5					235		7		242
0162A Kimbrough	85	87	86	68	80	111								2					519			130	649
0166A Kumeyaay	95	93	64	79	82	77								3					493		16		509
0167A Lafayette	37	38	30	26	35	53	47							30					296	11	14		321
0169A LaJolla E	94	98	109	115	103	117								1					637				637
0170A Lang Acad	143	141	136	116	97	101	87	73	62										956				956
0171A Lee	54	78	67	67	77	65								12					420				420
0175A Lind/Schwrt	101	73	76	64	78	72	72							27					563		58	23	644
0173A LindaVista	89	77	80	75	73	68								30					492		12	79	583
0177A Logan	82	105	72	60	70	60	64	62	46					3					624			37	661
0179A LomaPortal	98	88	86	80	74														426				426
0181A Longfellow	145	140	95	82	95	71	37	56	33										754				754
0195A Marshall E	93	92	90	80	100	90								4					549		1	49	599
0197A Marvin	82	54	66	48	48	43								2					343				343
0199A Mason	151	131	128	135	126	132								9					812				812
0203A McKinley	89	88	68	63	69	55								6					438		7		445
0206A Miller	140	131	104	106	129	111								22					743		9		752
0210A MiramrRnch	93	118	98	123	123	131								3					689				689
0215A Normal Hgt	53	56	47	50	39	46								6					297			48	345
0218A Nye	86	100	77	113	96	99								6					577				577
0223A Oak Park	99	106	92	108	102	112								4					623				623
0225A OceanBeach	87	102	98	76	70									1					434		1		435
0227A Pac Bch E	76	66	57	76	65	44													384				384
0229A ParadiseHl	42	45	61	37	45	37								13					280			45	325
0230A Parks	145	177	140	146	130	146								2					886		10	128	1024
0235A Penn	72	70	69	78	78	67								2					436		17		453

	K	1	2	3	4	5	6	7	8	9	10	11	12	K-8 SpEd	9-12 SpEd	Ind Stdy	Cont	Opp K-8	Sub Total	Infant	PreF	PreS	State Total
--	---	---	---	---	---	---	---	---	---	---	----	----	----	-------------	--------------	-------------	------	------------	--------------	--------	------	------	----------------

District Run Elementary

As Of: 09/30/2011

0185A	Perkins	52	54	46	49	56	47	56	42	63				22					487		1	41	529
0237A	Perry	74	68	58	78	52	48							19					397				397
0236A	Porter	184	208	171	175	176	120							17					1051			51	1102
0137A	Rodriguez Elem	110	106	96	97	85	78							7					579			46	625
0243A	RolandoPrk	47	38	35	35	31	35							18					239			32	271
0247A	Ross	58	55	60	63	56	54							3					349				349
0249A	Rowan	40	57	44	42	33	30							3					249		7		256
0219A	Sandburg	139	138	128	102	112	111							5					735				735
0090A	Scripps	130	120	114	122	87	93												666		12		678
0253A	Sequoia	38	42	34	36	31	41	38						3					263				263
0255A	Sessions	80	67	67	71	71	55							6					417				417
0259A	Sherman	127	102	96	87	80	69							2					563		10	48	621
0261A	SilverGate	121	110	108	103	98								1					541				541
0263A	Spreckels	106	126	119	159	124	142							3					779				779
0269A	SunsetView	95	91	86	82	76													430				430
0274A	Tierrasant	90	69	69	97	77	87							7					496				496
0277A	Toler	38	44	40	46	43	44							4					259			23	282
0279A	TorreyPine	84	84	96	91	56	64							2					477				477
0283A	ValencPark	119	84	88	111	98	78							10					588		12	79	679
0284A	VistaGrand	71	75	59	62	58	63							13					401				401
0285A	Walker	101	101	110	75	78	83							13					561				561
0287A	Washington	67	71	52	56	46	38							1					331				331
0289A	Webster	48	47	50	62	43	56	44						1					351			48	399
0291A	Wegeforth	41	38	42	45	38	37							1					242				242
0295A	Whitman	45	37	29	46	48	38	35						29					307	2	12	33	354
0125A	Zamorano	194	231	225	223	213	226							26					1338				1338
Group Totals		9957	9994	9339	9377	8805	8242	1262	519	503				892					58890	235	421	2675	62221

		K	1	2	3	4	5	6	7	8	9	10	11	12	K-8 SpEd	9-12 SpEd	Ind Stdy	Cont	Opp K-8	Sub Total	Infant	PreF	State PreS	Total
District Run Middle/Junior High		As Of: 09/30/2011																						
0302A	Bell							275	312	362					53					1002				1002
0303A	Challenger							352	356	352					13					1073				1073
0322A	Clark							360	372	389					15					1136				1136
0304A	Correia								405	425					9					839				839
0310A	CPMA							336	327	312					57					1032				1032
0080A	Dana						422	351							3					776				776
0327A	De Portola							330	310	310					34					984				984
0367A	Farb							195	202	188					11					596				596
0343A	Innovation								232	255					7					494				494
0296A	Knox Mid						69	109	111	93					15					397				397
0311A	Lewis							363	363	379					8					1113				1113
0312A	Mann							290	329	302					58					979				979
0308A	Marshall M							503	478	494					10					1485				1485
0313A	Marston							228	271	294					25					818				818
0330A	Mem Prep							110	167	224					38					539				539
0341A	Mill Tech							193	193	174					1					561				561
0316A	Montgomery							136	122	164					16					438				438
0317A	Muirlands							344	373	368					7					1092				1092
0320A	Pac Bch M							197	226	234					11					668				668
0321A	Pershing							246	271	262					20					799				799
0324A	Roosevelt							277	297	259					40					873				873
0325A	Standley							382	314	347					10					1053				1053
0326A	Taft							162	156	196					33					547				547
0328A	Wangenheim							295	310	349					48					1002				1002
0329A	Wilson							197	181	167					24					569				569
Group Totals							491	6231	6678	6899					566					20865				20865

	K	1	2	3	4	5	6	7	8	9	10	11	12	K-8 SpEd	9-12 SpEd	Ind Stdy	Cont	Opp K-8	Sub Total	Infant	PreF	State PreS	Total
--	---	---	---	---	---	---	---	---	---	---	----	----	----	-------------	--------------	-------------	------	------------	--------------	--------	------	---------------	-------

District Run Senior High

As Of: 09/30/2011

0332A	Claremont										349	299	294	238		60				1240			1240
3704A	CRFD CHMPS										85	101	75	84		7				352			352
3702A	CRFD IDEA										94	97	62	57		21				331			331
3705A	Crfd LAB										70	66	74	54		2				266			266
3703A	Crfd MVAS										91	96	67	48		10				312			312
0503A	Early Col										34	41	41	36						152			152
0336A	Henry										747	680	581	481		31				2520			2520
0338A	Hoover										787	483	412	339		36				2057			2057
3736A	Kmy CTA										107	120	81	99		8				415			415
3733A	Kmy DMD										150	125	89	92		1				457			457
3734A	Kmy SCT										121	94	96	106		10				427			427
3735A	Kmy SIB										128	114	100	110		10				462			462
0342A	La Jolla H										454	399	369	370		6				1598			1598
3637A	Lincoln										570	547	413	339		86				1955			1955
0346A	Madison										344	329	237	234		38				1182			1182
0349A	Mira Mesa										727	691	573	566		61				2618			2618
0350A	MissionBay										367	376	316	333		45				1437			1437
0352A	Morse										601	556	428	422		55				2062			2062
0369A	Muir	31	39	31	37	26	22	30	28	34	30	23	19	22	1	1			374			374	
0354A	Point Loma										560	527	477	412		18				1994			1994
0368A	SCPA							188	196	201	216	185	196	170	14	2			1368			1368	
0359A	ScrippsRch										611	589	570	589		18				2377			2377
3750A	SD Arts										178	133	80	81		3				475			475
3746A	SD CIMA										30	36	66	49		9				190			190
3744A	SD Int Stu										203	153	167	121						644			644
3745A	SD LEADS										119	116	99	68		12				414			414
3753A	SD SCITECH										162	143	105	97		8				515			515
3749A	SDBusiness										125	120	121	88		12				466			466
0357A	Serra										644	507	436	396		31				2014			2014
0355A	Univ City										493	491	440	393		16				1833			1833

Group Totals	K	1	2	3	4	5	6	7	8	9	10	11	12	K-8 SpEd	9-12 SpEd	Ind Stdy	Cont	Opp K-8	Sub Total	Infant	PreF	State PreS	Total
		31	39	31	37	26	22	218	224	235	9197	8237	7084	6494	15	617				32507			

		K	1	2	3	4	5	6	7	8	9	10	11	12	K-8 SpEd	9-12 SpEd	Ind Stdy	Cont	Opp K-8	Sub Total	Infant	PreF	State PreS	Total	
Other District Sites		As Of: 09/30/2011																							
0331A	ALBA								2	2	12	13	3	3		3								38	38
0361A	Garfield H																		270	1	271				271
0396A	Garfield High Oracle																53				53				53
0382A	HomeHospit	4	5	5	7	2	3	3	5	2	5	6	7	4	3						61		2		63
0504A	iHigh																58				58				58
0791A	LCI	3	5	8	3	5	5	5	5	10	18	13	12	13	2	5					112				112
0395A	Mt Everest																166				166				166
0364A	Riley							1	1	1	2	2	2	1	82	96					188				188
0500A	SD Met															1	194				195				195
0479A	TRACE											21	53	484		114					672				672
0793A	TRACE Sr													30		2					32				32
0362A	Twain													1			36	264			301				301
0297A	Whittier	2							1		1		1		21	23					49		13		62
Group Totals		9	10	13	10	7	8	11	14	25	39	45	78	533	111	241	507	534	1	2196		15		2211	

	K	1	2	3	4	5	6	7	8	9	10	11	12	K-8	9-12	Ind	Opp	Sub	State		
														SpEd	SpEd	Stdy			Cont	K-8	Total
Charter Schools	As Of: 09/30/2011																				
0172A Am Finest	33	19	14	17	15	15	18	11	12					3				157			157
0222A Arr Pas CS									17	38	36	40						131			131
0008A Audeo																489		489			489
0790A ColemanTec									36	24	25							85			85
0366A CSSD								1	1	4	3	1	4	1	1	1846		1862			1862
0079A Damall	91	85	82	80	76	75	59							2				550			550
0788A E Roberts	12	10	8															30			30
0092A Einstein	80	80	79	100	89	72												500			500
0305A Einstein M							100	100	100									300			300
0712A Explorer	65	43	68	44	72	48												340			340
0347A Gompers Prep Acad							121	184	191	143	126	97	74	2	1			939			939
0221A Hlth Sci CS										130	145	149	104					528			528
0144A HollyDrive	5	15	5	15	12	13	14	17	17					1				114			114
0339A HTH										132	147	135	126		2			542			542
0785A HTH Int										103	103	105	95					407			407
0783A HTH MA										106	105	103	99					413			413
0306A HTM							114	109	112									335			335
0353A HTM MA							109	111	111									331			331
0074A Ifin Chrtr	48	53	45	34	48	41	35	41	32					1				378			378
0786A Ifin High										37	48				1			86			86
0377A Innov Acad	20	23	22	18	44	17	41	34	18					1				238			238
0365A Keiller						24	100	107	151					16				398			398
0026A KgChvzArts				61	58	51								1				171			171
0068A KgChvzAthl				56	57	51								1				165			165
0082A KgChvzPrep							118	117	119					2				356			356
0044A KgChvzPrim	120	121	117															358			358
0379A King Chavez Comm HS										159	144	165			1			469			469
0160A KingChavez	19	20	21	23	28	29	60	51	57					1				309			309
0280A KIPP						94	95	95	80					1				365			365
0018A LearningCh	6						2	1	1					3	1	746		760			760
0076A Mag Sci MS							84	120	106									310			310

	K	1	2	3	4	5	6	7	8	9	10	11	12	K-8 SpEd	9-12 SpEd	Ind Stdy	Cont	Opp K-8	Sub Total	Infant	PreF	State PreS	Total
--	---	---	---	---	---	---	---	---	---	---	----	----	----	-------------	--------------	-------------	------	------------	--------------	--------	------	---------------	-------

Charter Schools

As Of: 09/30/2011

0254A McGill	66	52	33	16															167				167
0220A Museum	26	28	27	28	28	27	29	22											215				215
0212A Nubia	27	39	35	31	28	33	25												218				218
0319A O'Farrell							249	280	277	109				2					917				917
0014A Old Town C	29	29	25	24	28	23	13	12	4										187				187
0388A Pacific AM	40	27	15	20	7	6													115				115
0348A Preuss							121	121	157	118	107	102	90						816				816
0256A SD Co-op	48	48	48	48	54	57	52	52	49					1					457				457
0789A SD Global	47	21	21	18	20	33	19												179				179
0214A Tubman	29	34	28	29	34	30	35	39	40					1					299				299
0376A Urban Disc	40	42	41	38	23	25	24	19	10					1					263				263
Group Totals	851	789	734	700	721	764	1637	1644	1645	1094	990	918	636	39	6	3081			16249				16249

	K	1	2	3	4	5	6	7	8	9	10	11	12	K-8 SpEd	9-12 SpEd	Ind Stdy	Cont	Opp K-8	Sub Total	Infant	PreF	PreS	State Total
--	---	---	---	---	---	---	---	---	---	---	----	----	----	-------------	--------------	-------------	------	------------	--------------	--------	------	------	----------------

Non Public

As Of: 09/30/2011

0389A NPS		1	3	6	8	17	15	19	34	34	39	39	98	10	10				333					333
Group Totals		1	3	6	8	17	15	19	34	34	39	39	98	10	10				333					333

Grand Totals

	K	1	2	3	4	5	6	7	8	9	10	11	12	K-8 SpEd	9-12 SpEd	Ind Study	Cont	Opp K-8	Sub Total
	10848	10833	10120	10130	9567	9544	9374	9098	9341	10364	9311	8119	7761	1633	874	3588	534	1	131040

	State			
	Infant	PreF	PreS	Total
	235	436	2675	134386