

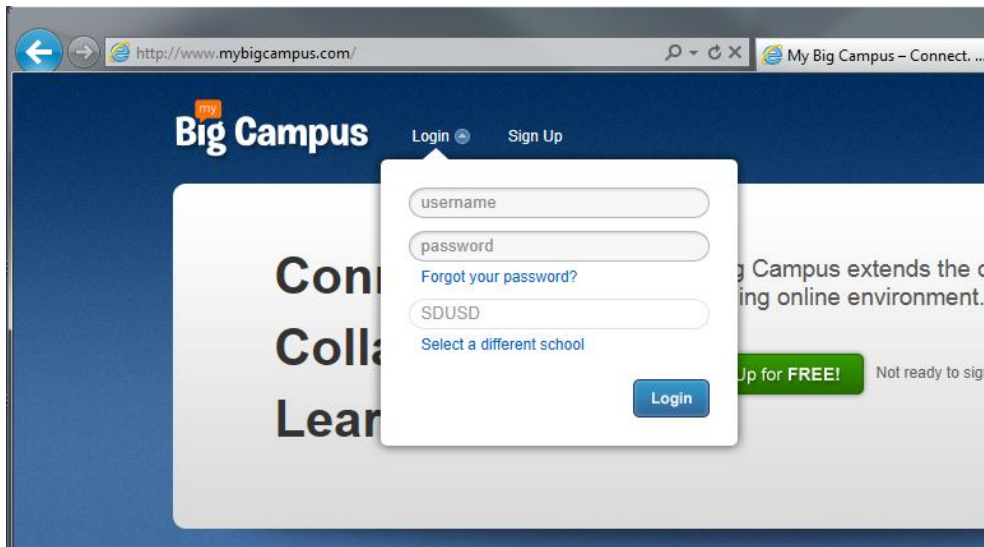
My Big Campus is a collaboration system hosted by Lightspeed Systems where members (teachers, curriculum specialists) can find, submit and publish educational content from YouTube and other web sources and make it available to students within a controlled and publicly accessible environment.

Student access to the Library content is available at <http://mbc.sandi.net>

Content in the Library is collaborative and added/policed by you and the rest of the My Big Campus community (which includes many other school districts other than SDUSD). You can add and publish content from nearly any web site not considered adult oriented or a security risk.

How to login

1. Open <http://www.mybigcampus.com> in your browser. Select Login and enter your **District AD Emplid Account** and **password** credentials. For school name (required), enter: **SDUSD**
Click **Login**



How to add a YouTube Video

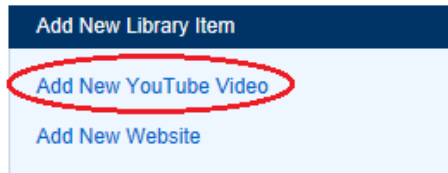
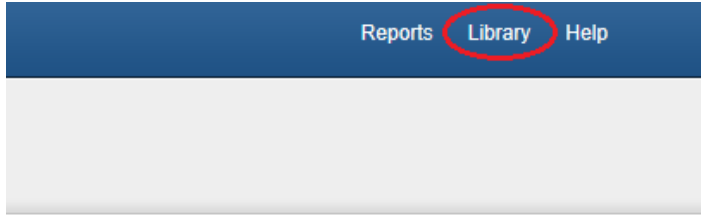
1. You must first obtain the specific YouTube video 'URL' you want to add. (*Access youtube.com, select "override the content filter", authenticate, copy the video URL.*) You might then search the current Library to see if the video has already been added by someone else.

In the search bar, enter either the video **Title** or its YouTube **identifier**.



For example, searching for 'Multiplication tips' and/or 'YFvwRzjTAW' will reveal this video is already present in the Library.

2. Once you have your new YouTube URL to add, select **Library** from the top right menu. Then click **Add New YouTube Video**. The **Add New Website** applies to web content other than Youtube.



3. Paste your copied YouTube URL into the **Address** field. Click **Get Info** to retrieve its title and tag info from YouTube. These items can then be edited. Next select the appropriate **category** type of the video and **Grade** levels. Click **Add** when complete to submit the video to the Library.

Add New YouTube Video

YouTube Video Address:

←

Title:

Description:
255 characters remaining

Tags:
Separate tags with a comma. Example: football, baseball, basketball

Category: ←

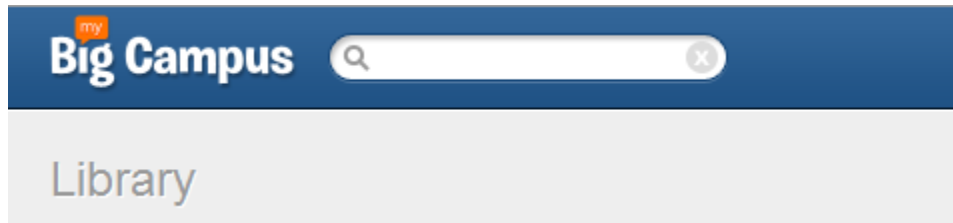
Minimum Grade: ←

Maximum Grade: ←

or

4. Once submitted, students and others can access it from SDUSD's public access Library site. Students can search for particular videos by their Title, or use a video URL supplied to them.

<http://mbc.sandi.net>



The student Library site does not require a login in order to view content. The site is also accessible by students from home.

From mbc.sandi.net the URL address can also be copied and then pasted into other student reference sources such as Moodle.

5. You can review the videos or web sites you have submitted by selecting **Your Stuff** from the left side Menu items.

Note: Not all of the features within My Big Campus are currently enabled in our initial implementation. You will receive '*You do not currently have the rights to view this page*' in response to accessing some of the other menu choices. A later pilot may explore the use of these features, in the meantime these functions are provided in other district systems.